



# PrepMarker | Depth marking instrument



Reliable adherence to the minimum layer thickness.

Ceramic restorations have been a scientifically recognized treatment method for a long time and enjoy great popularity because they are free of metal and give an aesthetically pleasing result. What is important, however, is to already “think ceramic” during preparation and to adhere to the required minimum layer thicknesses.

Designed for marking the preparation depth prior to the restoration, the PrepMarkers are designed for all-ceramic preparations (e.g. (partial) crowns, onlays or overlays). They can be used from the occlusal, buccal, oral or vestibular side. PrepMarkers are equally suitable for new types of preparation, for example “Table Tops”. The instruments are available in 4 sizes: 0.5 mm, 1 mm, 1.5 mm and 2 mm. For easy identification, the preparation depths are laser marked on the instrument shank.



**Set 4663**  
PrepMarker starter set with 8 instruments  
(2 each per size)

## Application:

1. Initial situation: Worn teeth due to abrasion and erosion in a 30 year-old patient.
2. The PrepMarker DM15 (cutting depth: 1.5 mm) is used on the composite mock-up.
3. Cusp slopes and the central fissure can be marked safely thanks to the PrepMarker's stop function. In this case, an occlusal depth marking of 1.5 mm was chosen.
4. Durable ceramic partial crowns can be prepared in this difficult occlusal area by adhering to a minimum depth.
5. Preparation for 2 thin ceramic partial crowns. Minimally invasive thanks to the PrepMarker.
6. Completed restoration in situ.
7. PrepMarkers can also be used from the buccal, oral or vestibular (shown) side.



Illustrations by courtesy of Dr. Olivier Etienne (1-6)





Illustrations by courtesy of Dr. Jürgen Wahlmann (7)


## Recommendations for use:


- Recommended speeds:  
Optimum speed:  
⌚<sub>opt.</sub> 40,000 rpm  
  
Maximum speed:  
⌚<sub>max.</sub> 160,000 rpm
- Always use sufficient coolant (at least 50 ml/min).
- Do not exceed the maximum contact pressure of 2N.

### PrepMarker

  
**DM05.314.009**  
D= 0.5 mm

  
**DM10.314.009**  
D= 1.0 mm

  
**DM15.314.009**  
D= 1.5 mm

  
**DM20.314.009**  
D= 2.0 mm

### Handy hint:

Our instruments with laser depth markings (at 2 and 4 mm) may be used as an alternative. Thanks to the longer working parts, it is possible to prepare deeper regions beyond the markings.

  
**845KRD.314.025**

  
**6847KRD.314.016**

  
**959KRD.314.018**

Please refer to our Compass for All-Ceramic Restorations 412124 for further information on the successful preparation of ceramic inlays, (partial) crowns and veneers.

